

Redmine

Installation sur Ubuntu 20.04

Installation prérequis

Installation

```
sudo apt-get install apache2 mariadb-server libapache2-mod-passenger
```

Démarrage

```
sudo systemctl start apache2
sudo systemctl start mariadb
sudo systemctl enable apache2
sudo systemctl enable mariadb
```

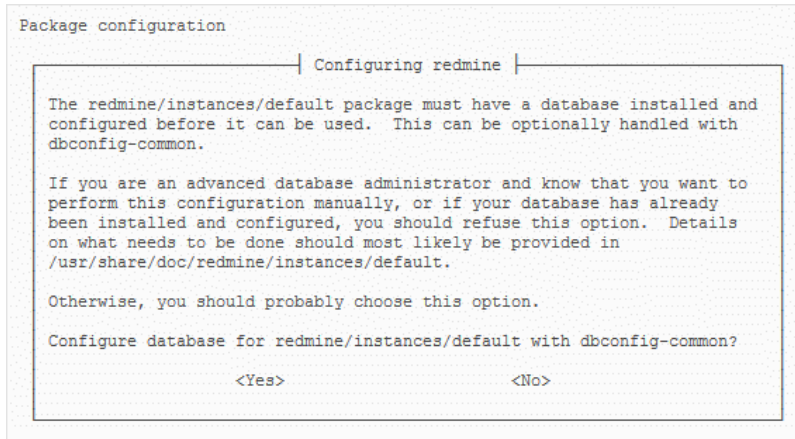
Configuration MariaDB

```
sudo mysql_secure_installation
Enter current password for root (enter for none):
Set root password? [Y/n]: N
Remove anonymous users? [Y/n]: Y
Disallow root login remotely? [Y/n]: Y
Remove test database and access to it? [Y/n]: Y
Reload privilege tables now? [Y/n]: Y
```

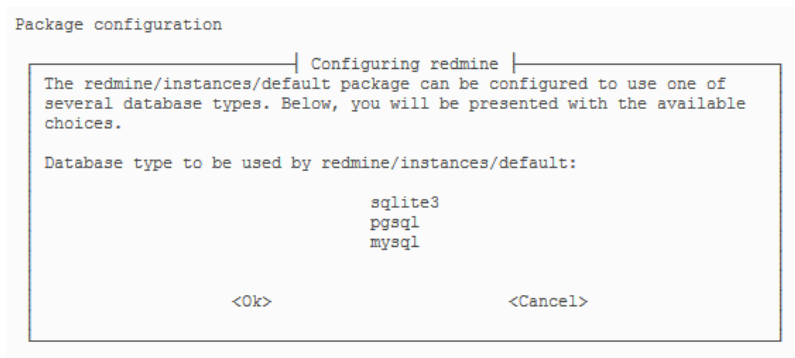
Installation Redmine

```
sudo apt-get install redmine redmine-mysql
```

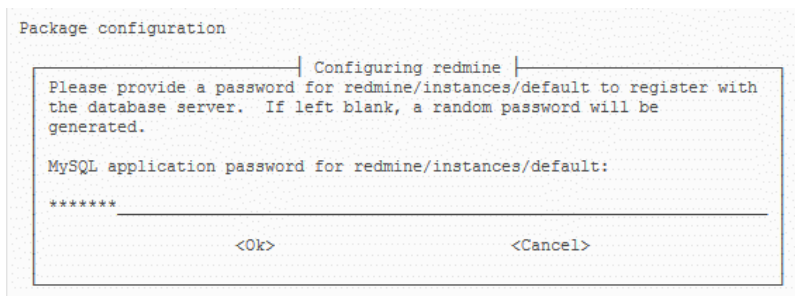
Pendant l'installation de Redmine répondre aux questions :



Yes



MySQL



Indiquer un mot de passe.

Installation gem bundler

```
sudo gem install bundler
```

Configuration

Redmine

- Création lien vers Redmine

```
sudo ln -s /usr/share/redmine/public /var/www/html/redmine
```

- Création lock file

```
sudo touch /usr/share/redmine/Gemfile.lock
```

- Modification propriétaire

```
sudo chown www-data:www-data /usr/share/redmine/Gemfile.lock
sudo chown -R www-data:www-data /var/www/html/redmine
```

Apache

- Ajouter la ligne « PassengerDefaultUser www-data » au fichier [/etc/apache2/mods-available/passenger.conf](#) :

```
<IfModule mod_passenger.c>
  PassengerDefaultUser www-data
  PassengerRoot /usr/lib/ruby/vendor_ruby/phusion_passenger/locations.ini
  PassengerDefaultRuby /usr/bin/ruby
</IfModule>
```

- Fichier de configuration

```
<VirtualHost *:80>
  ServerName ademe.altran.com
  ServerAlias www.ademe.altran.com
  ErrorLog ${APACHE_LOG_DIR}/ademe80.error.log
  CustomLog ${APACHE_LOG_DIR}/ademe80.access.log combined

  Redirect permanent / https://ademe.altran.com/
</VirtualHost>

<IfModule mod_ssl.c>
  <VirtualHost *:443>
    DocumentRoot /var/www/html/redmine
    ServerName ademe.altran.com
    ServerAlias www.ademe.altran.com
    ErrorLog ${APACHE_LOG_DIR}/ademe.error.log
    CustomLog ${APACHE_LOG_DIR}/ademe.access.log combined
    <Directory /var/www/html/redmine>
      RailsBaseURI /redmine
      PassengerResolveSymlinksInDocumentRoot on
    </Directory>
  </VirtualHost>
</IfModule>
```

- Prise en compte

```
sudo a2dissite default-ssl.conf 000-default.conf
sudo a2ensite redmine
```

```
sudo a2enmod rewrite ssl  
sudo systemctl restart apache2
```

[Haut de page](#)

Utilisation

Lancer un navigateur à l'adresse <http://monadresseIP/redmine>.

Utilisateur et mot de passe par défaut : admin / admin

[Haut de page](#)

Sources

- [Redmine](#)
- <https://www.howtoforge.com/how-to-install-and-configure-redmine-on-ubuntu-1804/#configure-apache-for-redmine>

[Haut de page](#)

From:

<https://wiki.iot-acs.fr/> - **Wiki**

Permanent link:

<https://wiki.iot-acs.fr/doku.php?id=all:bibles:linux:serveur:redmine>

Last update: **2024/06/14 11:10**

